

LOW PROFILE LTE HIGH VIBRATION OMNI-DIRECTIONAL ANTENNA

700MHz Antenna Spec Sheet



The Low Profile LTE High Vibration Omni-Directional Antenna provides superior multi-band pattern coverage for mobile or fixed applications operating in frequencies from 690 MHz to 2700 MHz. This antenna is designed to provide industry leading wideband performance and optimal coverage of LTE frequencies, with minimum loss and no tuning required. Featuring an attractive, compact housing, this antenna is designed and environmentally tested to withstand severe vibration conditions, making it suitable for rail, mining, and construction applications. The antenna comes with a factory-installed vandal proof mount that provides N female termination.

Key Features

- Attractive, low profile design
- Designed to withstand severe vibration conditions
- Multiple band coverage with no tuning required
- Can be used for mobile and fixed base applications

Benefits

- Seriously Smart
- Scalable
- Very Economical
- Highly Efficient
- Compatible
- Robust
- Exclusive to User
- Future Defensive
- Environmentally Sound

700MHz LOW PROFILE LTE HIGH VIBRATION OMNI-DIRECTIONAL ANTENNA SPECIFICATIONS

Electrical Specifications

Frequency Range	690-2700 MHz
Average Gain	3dBi
Maximum Power	150 watts
Polarization	Vertical, linear
Nominal Impedance	50 ohms
VSWR	< 2.5:1

Mechanical Specifications

Antenna Dimensions (OD x H)	1.44 x 3.54 inches (3.65 x 9.00 cm)
Weight (Mass)	0.40 lbs (0.18 kg)
Temperature Range	-40°F to +158°F (-40°C to +70°C)
Ingress Protection	IP66

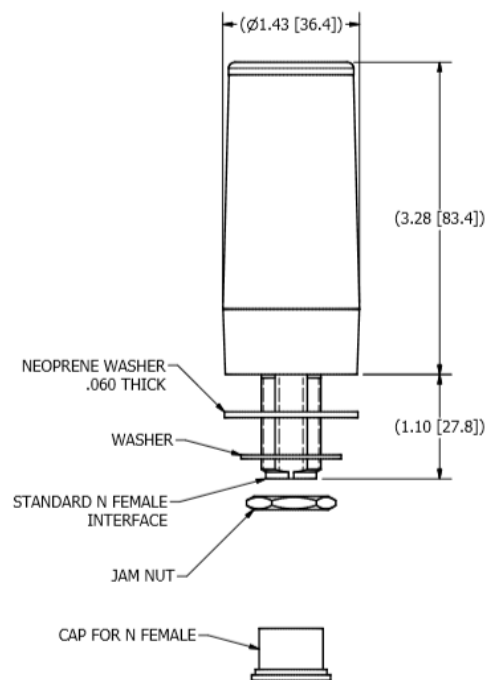
Mounting Method

Built-in 5/8" hole; 1-1/8" thread N female bulkhead suitable for installation surfaces up to 1/2" thick.

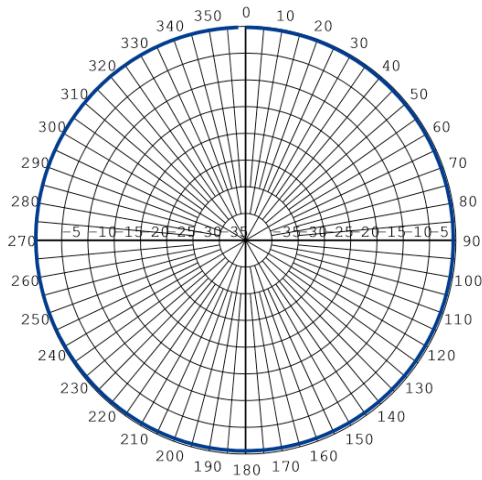
Product Orders

Product Code	Description
ANT-690-2K7-003-OS1G	Low Profile LTE High Vibration Omni-Directional Antenna

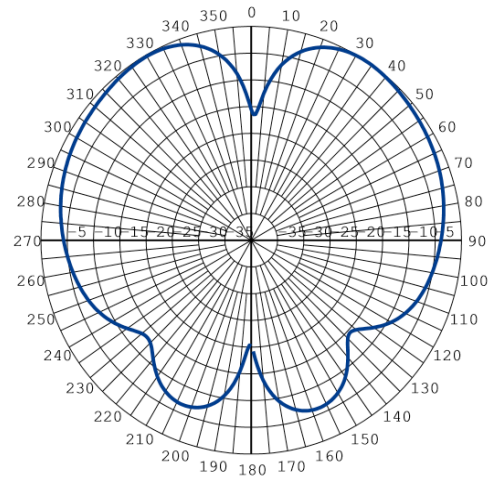
Important: Specifications are subject to change without prior notice



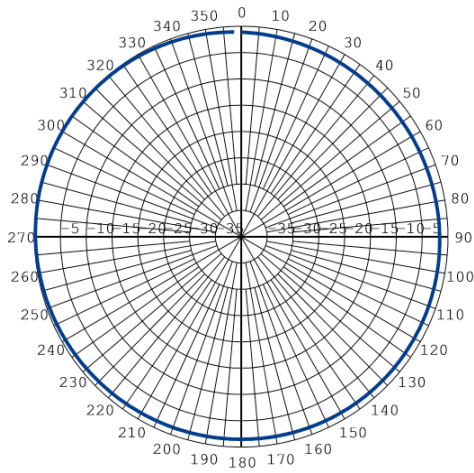
700MHz LOW PROFILE LTE HIGH VIBRATION OMNI-DIRECTIONAL ANTENNA RADIATION PATTERNS



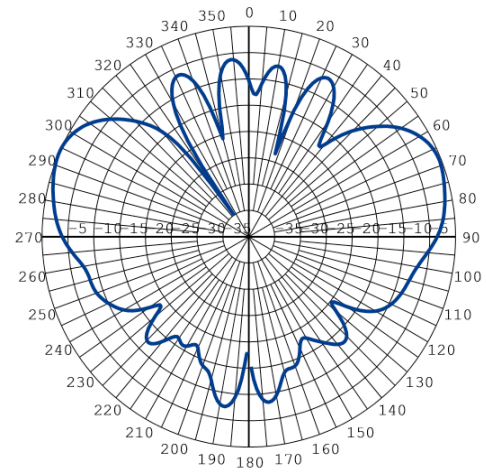
800 MHz Azimuth Pattern



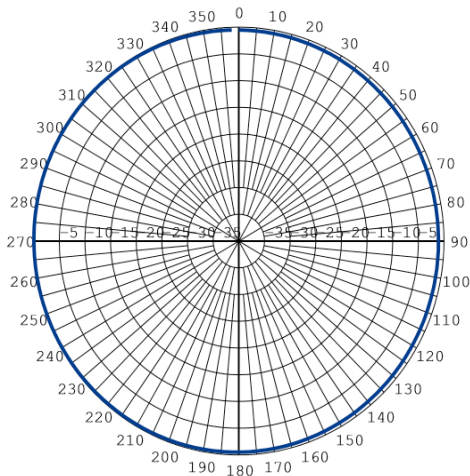
800 MHz Elevation Pattern



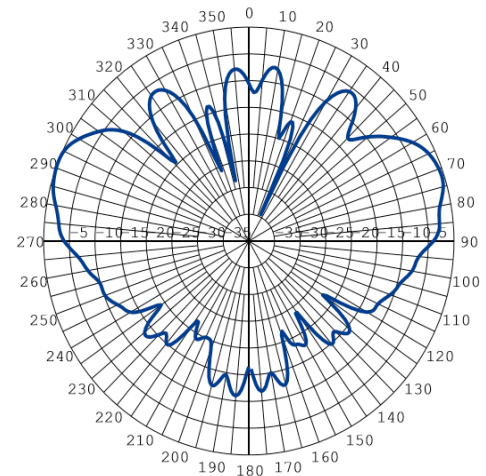
2000 MHz Azimuth Pattern



2000 MHz Elevation Pattern



2500 MHz Azimuth Pattern



2500 MHz Elevation Pattern